





Q: How do I turn Off Voice Mail on a SIM?

1. Place the SIM card into the mobile handset.
2. Power up the mobile handset and let the phone register onto the network
3. Dial the relevant code for the network

Mobile Network Provider	Code instructions
 Vodafone	Enter #002# and then dial this number
	Enter ##002# and then dial this number
 Note for PAY AS YOU GO on O2, this must be requested in the shop where the SIM was purchased and ask for note to be put on the system that Voice Mail is never to be enabled for the SIM.	Enter ##002# and then dial this number
 Three.ie	If the user wants to turn off voicemail, you'll need to call Three on 1913 from a Three phone (for free) or on 083 333 3 333 from any other phone. Select the Tech Support option & then the option to turn off your voicemail.

4. Divert cancelled will be displayed on the Mobile phone screen.
5. Remove the SIM and place the SIM card into the 2T Technology device.