





**Q: How do I turn Off Voice Mail on a SIM?**

1. Place the SIM card into the mobile handset.
2. Power up the mobile handset and let the phone register onto the network
3. Dial the relevant code for the network

Mobile Network Provider	Code instructions
 <p>Vodafone</p>	Enter ##002# and then dial this number
	Enter ##002# and then dial this number
	Text "VM off" to 150
 <p>Three.ie</p>	If the user wants to turn off voicemail, you'll need to call Three on 333 from a Three phone (for free) or on 0333 338 1001 from any other phone.

4. Divert cancelled will be displayed on the Mobile phone screen.
5. Remove the SIM and place the SIM card into the 2T Technology device.