

Wiring Diagram VIME-IK

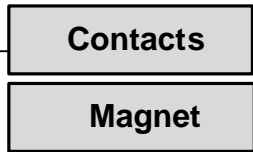
Voyager Integrated Mobile Entry Intercom and Access Control Unit With Keypad

2T-Technology

230 V AC

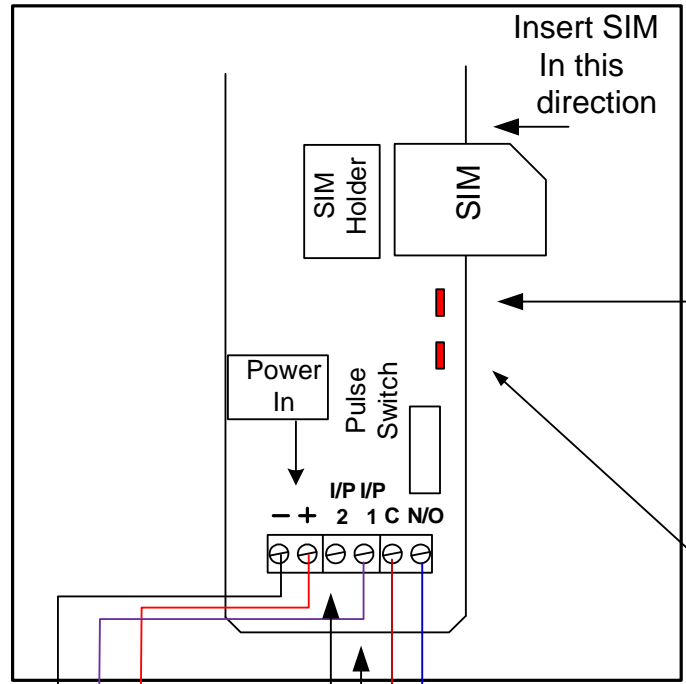


12 V DC



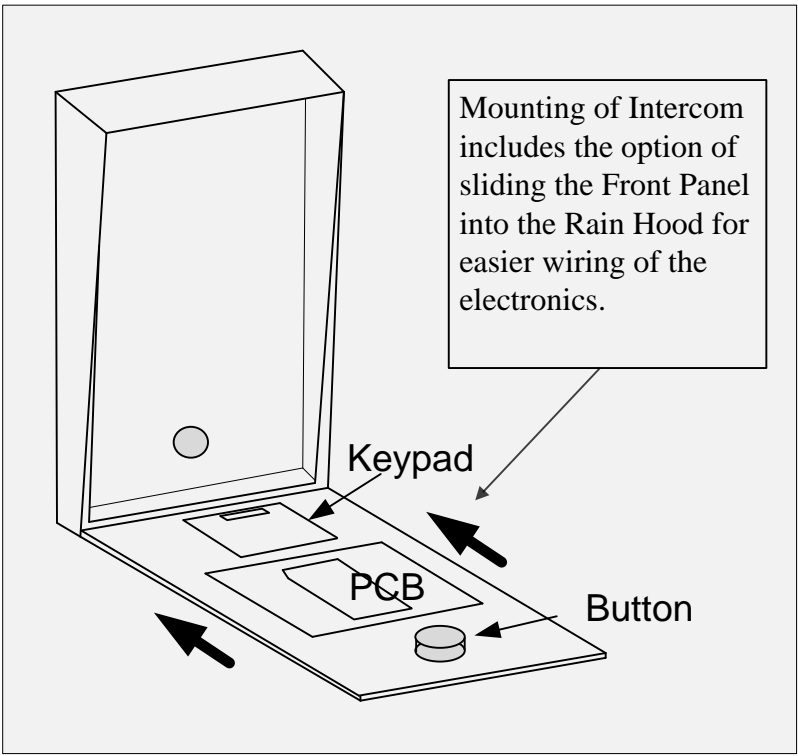
Register Status

1. Off or On Constantly = NOT Registered
2. Flashing every second = Registered



Input 2 – Sends an SMS Text on every activation. (see installer Manual)

Input 1 – Allows Gate status request by SMS Text (see installer Manual)



Sliding the Front Panel into the Body for Wiring the Intercom.

Signal Strength

1. On Steady : Strong Signal
2. Flashing : Acceptable Signal
3. Off : Low level or No Signal