




**Q: How do I turn Off Voice Mail on a SIM?**

1. Place the SIM card into the mobile handset.
2. Power up the mobile handset and let the phone register onto the network
3. Dial the relevant code for the network

| Mobile Network Provider  | Code instructions  |
|--|--|
|  <p>Vodafone</p>  | <p>Enter ##002# and then dial this number</p>  |
|  <p>Eir</p>       | <p>Enter ##002# and then dial this number</p>  |
|  <p>Three.ie</p> | <p>If the user wants to turn off voicemail, you'll need to call Three on 1913 from a Three phone (for free) or on 083 333 3 333 from any other phone. Select the Tech Support option &amp; then the option to turn off your voicemail.</p> |

4. Divert cancelled will be displayed on the Mobile phone screen.
5. Remove the SIM and place the SIM card into the 2T Technology device.